

# 36" CORDAIN RECESSED MOUNT MEDICINE CABINET

SKU: 413209

Code: SH413209



## FEATURES

Installation Type: Recessed Mount

Features: Double-sided Mirror;Frameless;Mirrored

Design: Modern

Material: Aluminum

Number of Doors: 2

Width: 36"

Height: 26"

Depth: 4-3/4"

Mounting Hardware Included: Yes

Assembly Required: Yes

Number of Shelves: 5

Mirror Shape: Rectangle

Mirror Only Width: 36"

Mirror Only Height: 26"

Door Opens: Left-hand

Adjustable Shelves: Yes

REVISED 3/31/2023

# 36" CORDAIN RECESSED MOUNT MEDICINE CABINET

SKU: 413209

Code: SH413209



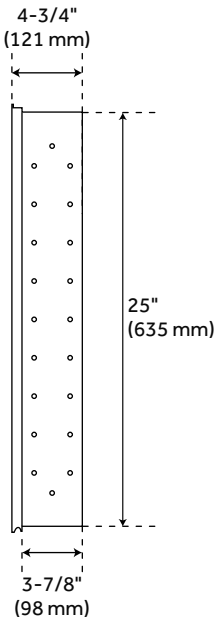
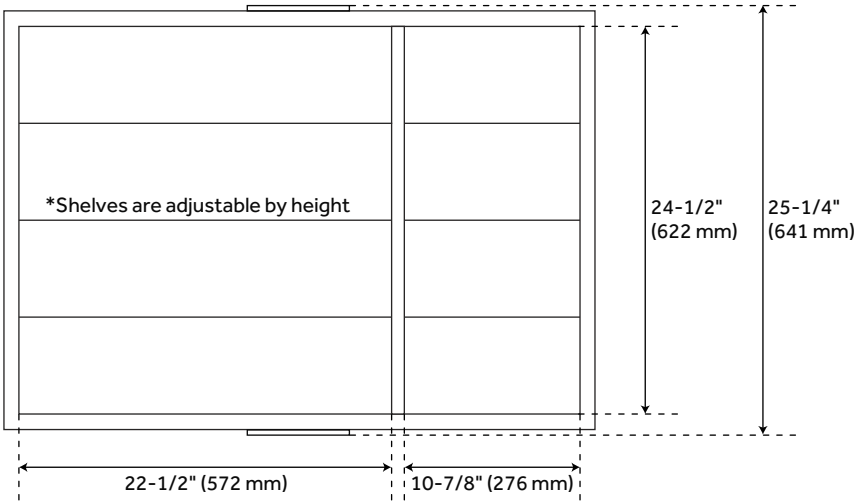
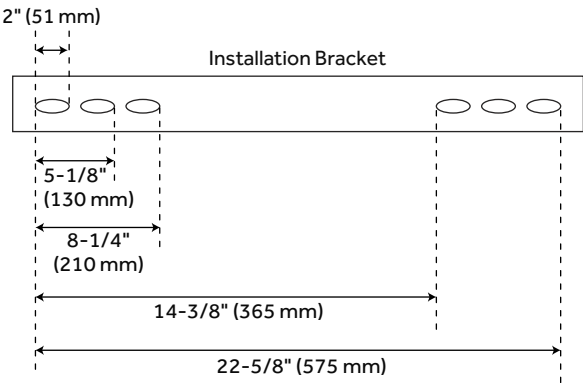
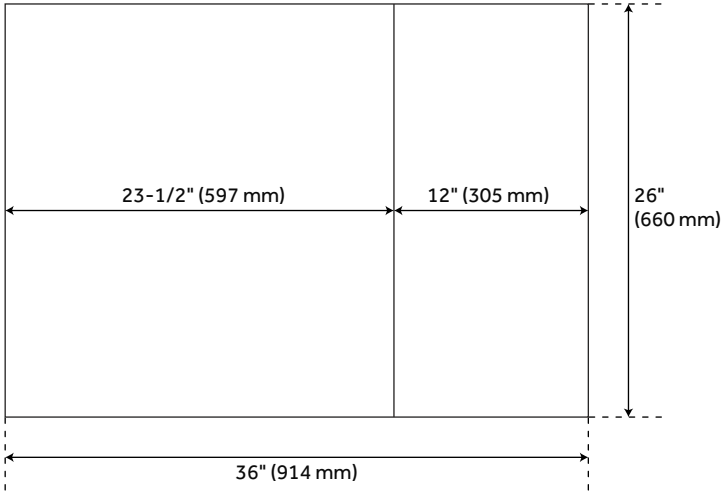
## ADDITIONAL FEATURES

- Can be mounted for left or right door opening.
- Recess mount requires rough opening of: 35" W x 25" H.

REVISED 3/31/2023

# 36" CORDAIN RECESSED MOUNT MEDICINE CABINET

SKU: 413209



All dimensions and specifications are nominal and may vary. Use actual products for accuracy in critical situations.