

OXFORD THERMOSTATIC SHOWER SET WITH 18" ARCHING SHOWER ARM AND HAND SHOWER - 1/2"

SKU: 905352

Code: SH198345, SH198346, SH217737



FEATURES

Features: Hand Shower Included; Pressure-Balanced; Thermostatic

Design: Traditional

Material: Brass

Assembly Required: No

Handle Type: Lever

Installation Type: Wall Mount

Shower Head Installation Type: Wall

Shower Head Diameter: 10"

Shower Head IPS: 1/2"

Shower Head Swivel: Yes

Hand Shower Hose Length: 60"

Hand Shower Flow Rate: 1.8 gpm (6.8 L/min) @ 80 psi

Shower Head Flow Rate: 1.8 gpm (6.8 L/min) @ 80 psi

REVISED 3/29/2023

OXFORD THERMOSTATIC SHOWER SET WITH 18" ARCHING SHOWER ARM AND HAND SHOWER - 1/2"

SKU: 905352

Code: SH198345, SH198346, SH217737



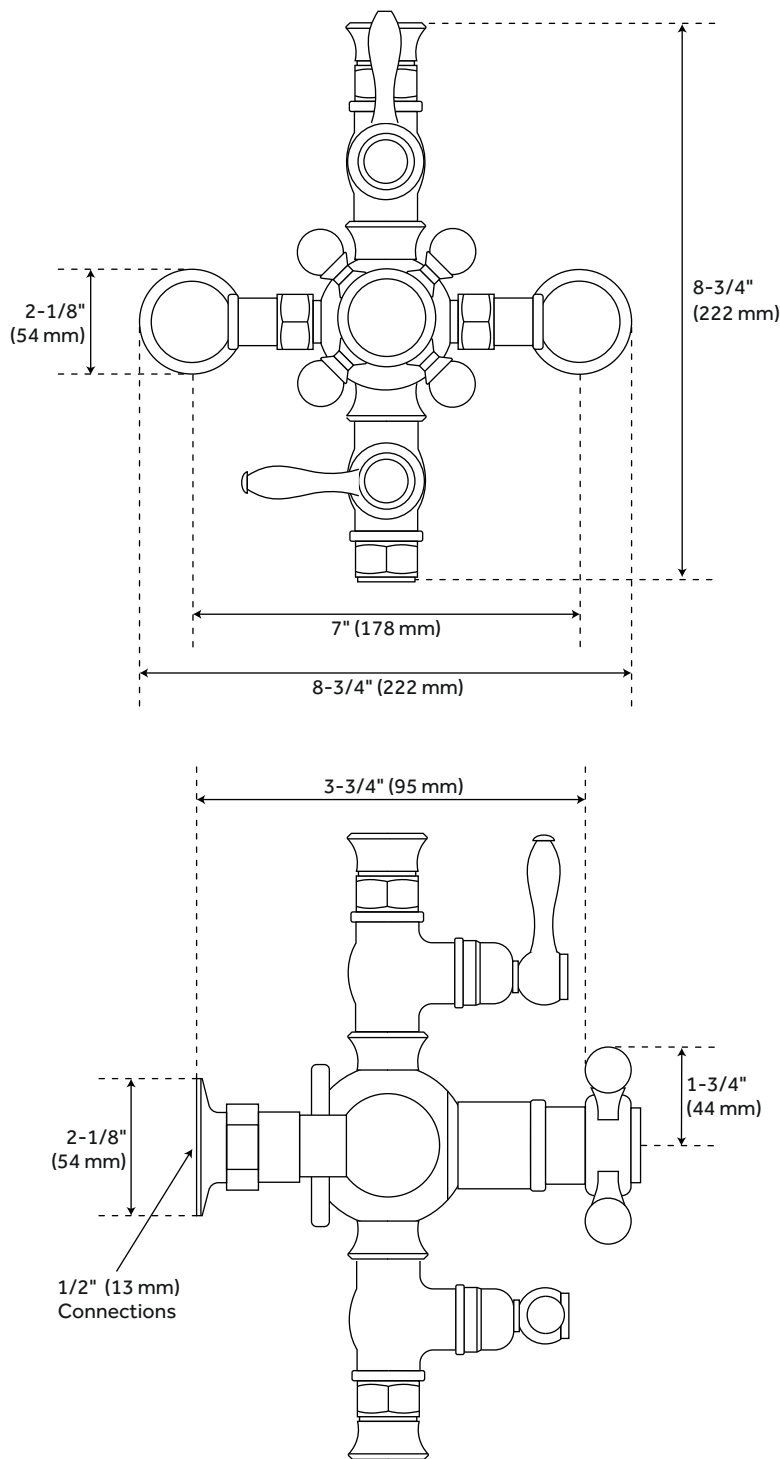
ADDITIONAL FEATURES

- Thermostatic and pressure balanced. Keeps shower temperature ± 1 degree Celsius.
- Equipped with backflow prevention.
- Large 10" diameter rainfall shower head.
- Heavy duty 1/2" IPS connections.
- Two-piece exposed 78" riser pipe includes: 36" straight bottom riser, 42" arched upper riser (bottom riser is adjustable by cutting).
- 12" long wall brace with flange.
- Includes hand shower with porcelain handle, 60" spiral type hose, and wall mount cradle.
- Two 1-3/4" wall mount couplers and decorative slip joint coupler included.
- Faucet has 7" centers.
- IAPMO listed/UPC certified.

REVISED 3/29/2023

OXFORD THERMOSTATIC SHOWER SET WITH 18" ARCHING SHOWER ARM & HAND SHOWER

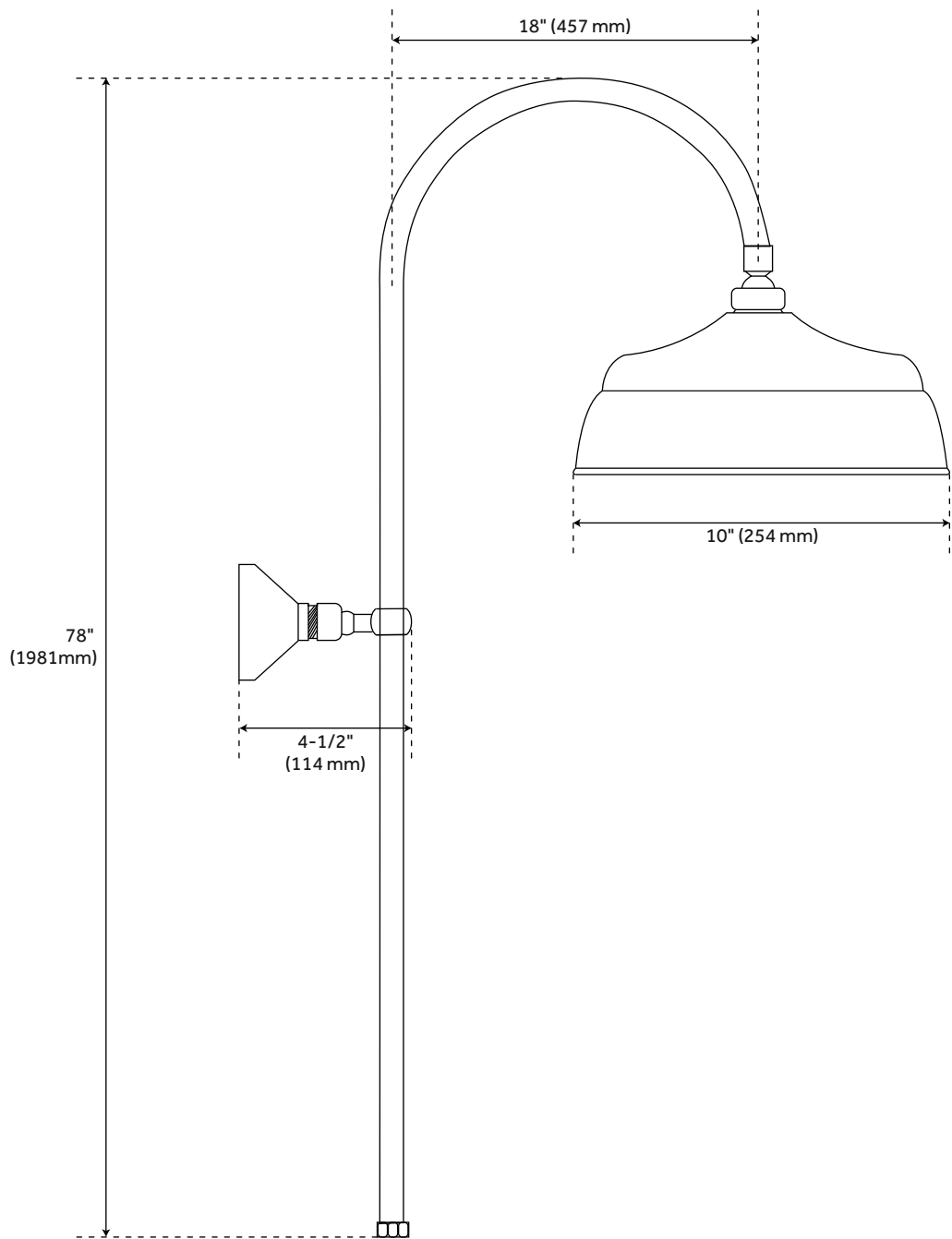
SKU: 905352



All dimensions and specifications are nominal and may vary. Use actual products for accuracy in critical situations.

OXFORD THERMOSTATIC SHOWER SET WITH 18" ARCHING SHOWER ARM & HAND SHOWER

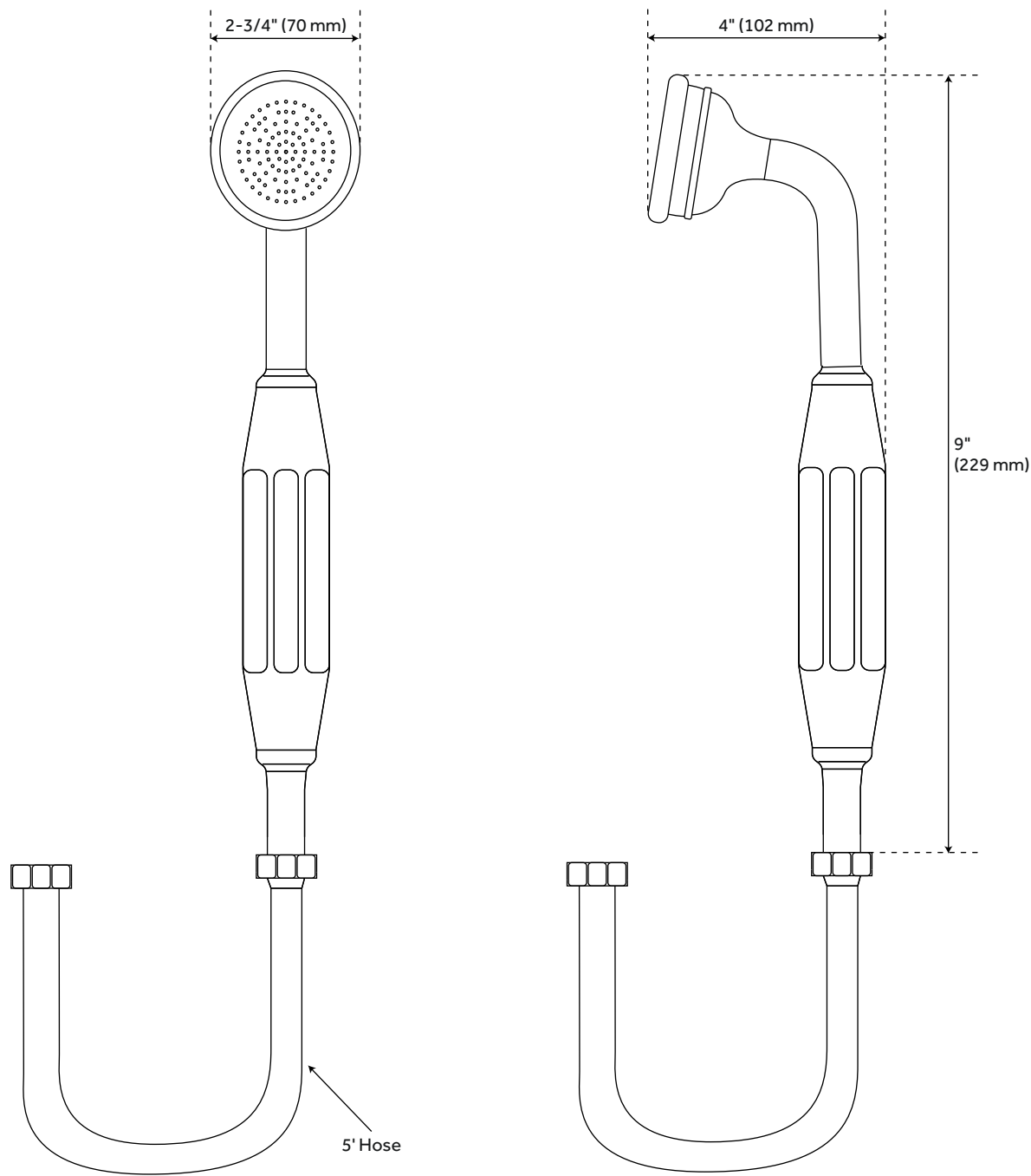
SKU: 905352



All dimensions and specifications are nominal and may vary. Use actual products for accuracy in critical situations.

OXFORD THERMOSTATIC SHOWER SET WITH 18" ARCHING SHOWER ARM & HAND SHOWER

SKU: 905352



All dimensions and specifications are nominal and may vary. Use actual products for accuracy in critical situations.