

66" PAIGE COPPER DOUBLE-SLIPPER AIR TUB - NICKEL INTERIOR

SKU: 909274-66-AIR

Code: SH477804, SH477805, SH477806, SH477808, SH477809, SH477810, SH477811, SH480044, SH441848



FEATURES

Design: Glam
Product Finish: Antique Copper Patina
Length: 66"
Width: 31"
Height: 31"
Water Depth To Overflow: 14-1/4"
Exterior Treatment: Hammered
Interior Treatment: Polished
Metal Gauge/Thickness: 16 Gauge
Faucet Included: No
Shape: Oval
Remote Included: Yes
Tub Overflow: Yes
Tub Material: Copper
Tub Interior Length: 49"
Tub Interior Width: 22"
Tap Deck: No
Faucet Drillings: No Drillings
Water Capacity (Gallons): 67
Tub Weight Uncrated (lbs): 212
Tub Weight Crated (lbs): 325
Number of Jets: 12
Jet Color: Chrome

REVISED 3/14/2023

66" PAIGE COPPER DOUBLE-SLIPPER AIR TUB - NICKEL INTERIOR

SKU: 909274-66-AIR

Code: SH477804, SH477805, SH477806, SH477808, SH477809, SH477810, SH477811, SH480044, SH441848



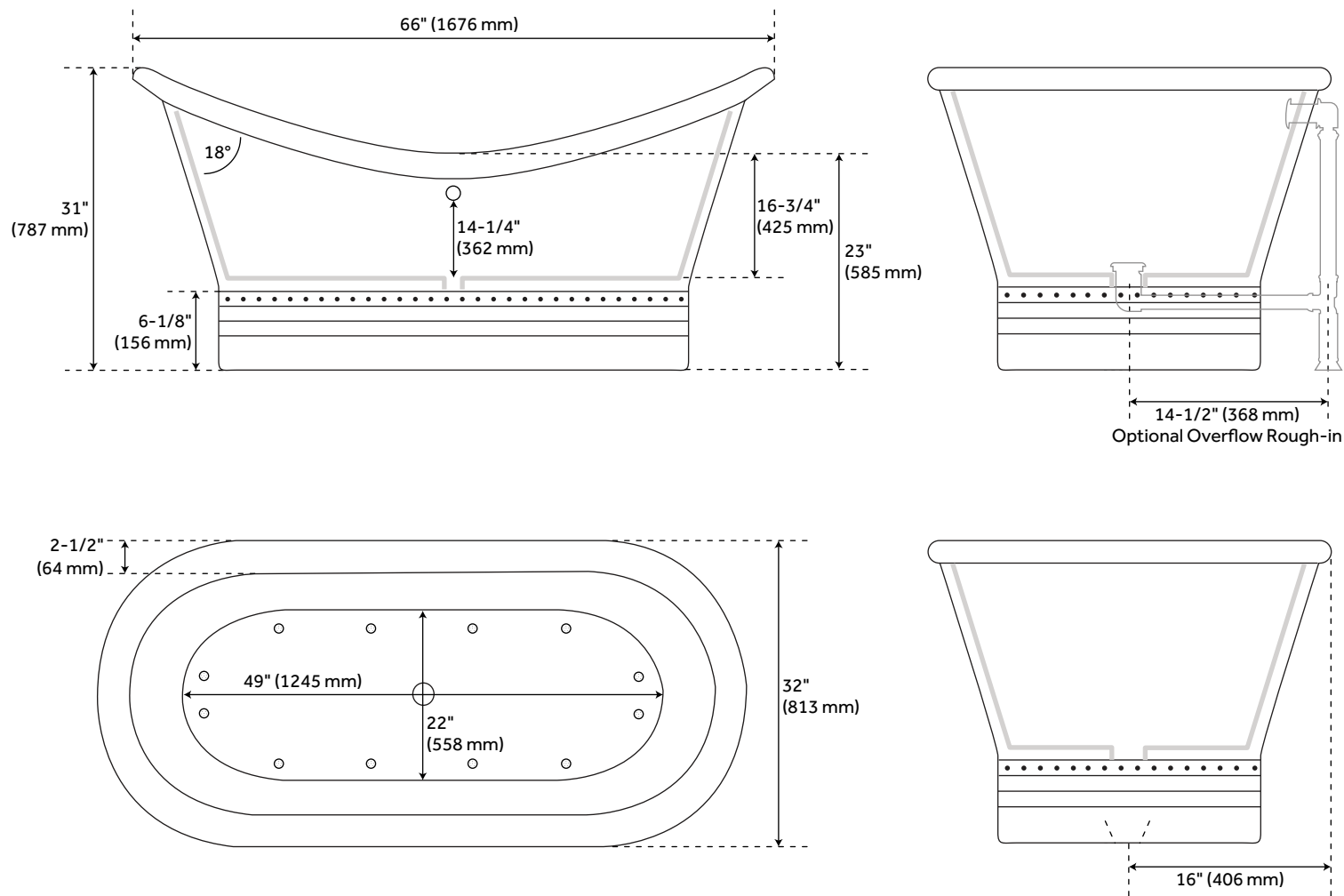
ADDITIONAL FEATURES

- Smooth rim and base.
- Nickel interior.
- Hand-polished finish.
- Patina applied using French hot process, so color is ingrained in the copper.
- Copper tubs are handmade and therefore unique. Expect slight variations in finish and dimensions ($\pm 1"$).
- Requires wall- or floor-mount tub filler.
- To keep the tub in premium condition, it is recommended to not use anything abrasive for bathing or cleaning, including products like Epsom salts, bristle brushes, and harsh soaps.
- Includes Extended Pop-Up Drain with Swivel Head.
- Air tub features 12 air jets that massage and relax. Remote control works within 15-foot radius and is designed to float. Tub and air system come fully assembled.
- Optional Quick Connect Drop-In Drain Kit Includes:
 - Floor Plate, 1-1/2" PVC Pipe, 2" x 1-1/2" Trap Adapters, 1 Brass Threaded, 1 Brass Unthreaded Tailpiece and Plug.
 - Installs above your subfloor, but underneath your cement floor or tile, so you do not need access below the fixture.

REVISED 3/14/2023

66" PAIGE COPPER DOUBLE-SLIPPER AIR TUB - NICKEL INTERIOR

SKU: 909274-66-AIR



All dimensions and specifications are nominal and may vary. Use actual products for accuracy in critical situations.

66" PAIGE COPPER DOUBLE-SLIPPER AIR TUB - NICKEL INTERIOR

SKU: 909274-66-AIR

COMPONENTS LIST

- BM-TWP BALL CHECK VALVE JETS
- MANI-SD-A SECURITY DEVICE
- MAN-A-4-AC MANIFOLD
- SILVER SLS+ VARIABLE SPEED BLOWER

INSTALLATION

Install blower behind a wall (with an access panel) or in a closet. Blower can also be installed under floor. Ensure the security device, MANI-DS-A, is at least:

- 2" Above the tub rim

Security device and hose can be mounted in wall

REMOTE CONTROL

- CG+/RTC-SENSOR-WP
- 12 – 15 YEAR BATTERY LIFE

INSIDE OF BATH

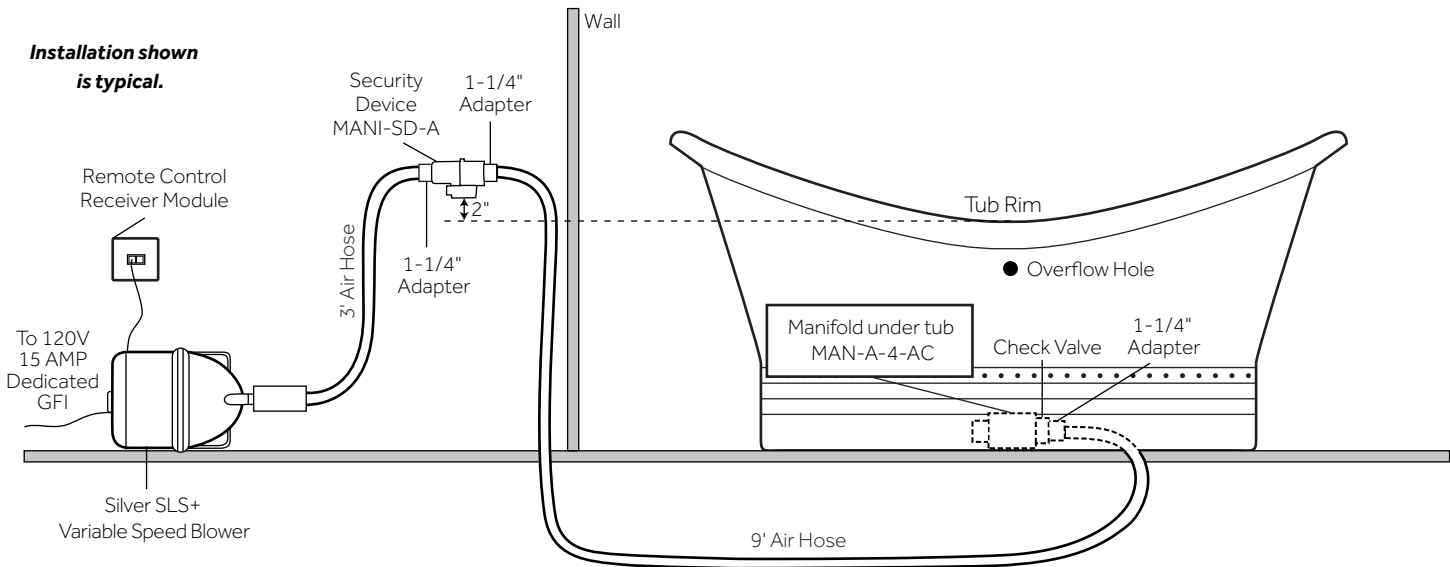
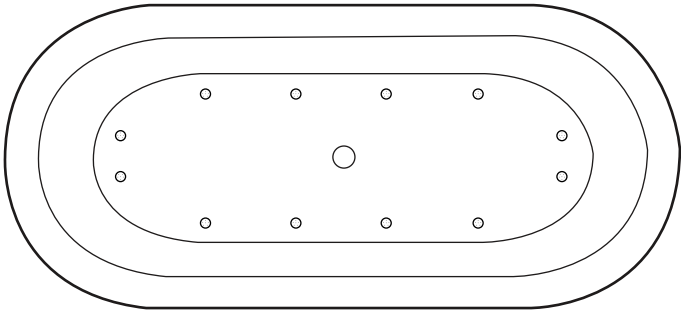
- (12) MAXI AIR JETS WITH 24 OPENINGS



ELBOWS FOR
AIR JETS



TEES FOR
AIR JETS



All dimensions and specifications are nominal and may vary. Use actual products for accuracy in critical situations.