

# 78" MARCY

## EXTRA WIDE HAMMERED COPPER DOUBLE-SLIPPER TUB - NICKEL INTERIOR

SKU: 909617



### CONTENTS

78" TUB	.....	PAGE 2
AIR TUB	.....	PAGE 3
78" AIR TUB	.....	PAGE 4

### FEATURES

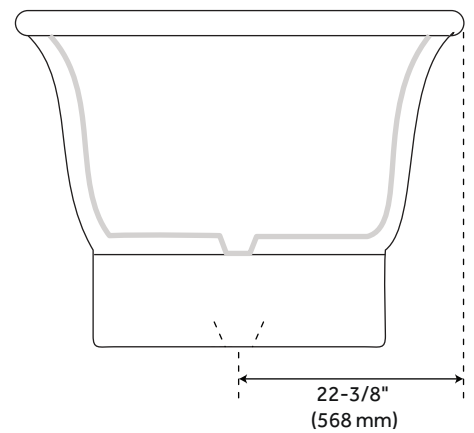
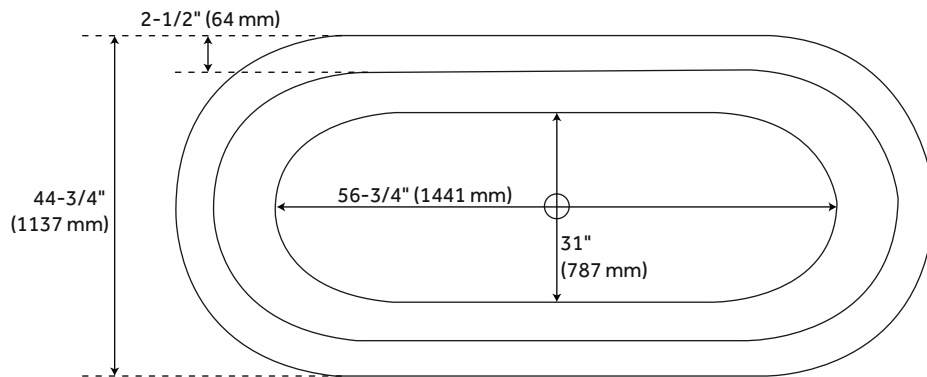
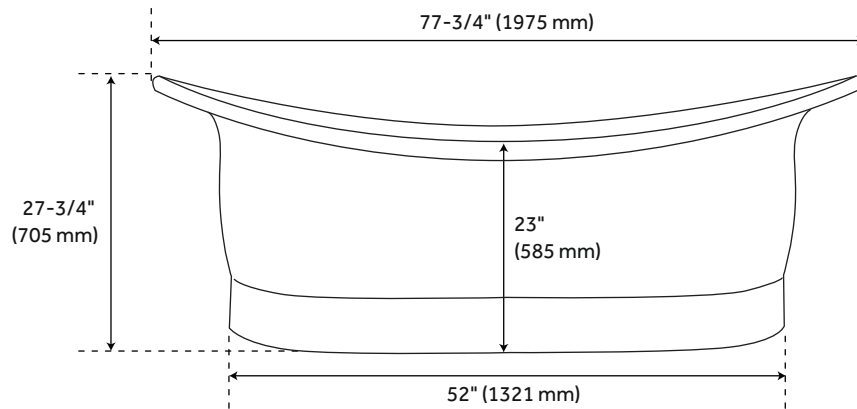
- Dimensions: 77-3/4" L x 44-3/4" W (front to back) x 27-3/4" H (± 1").
- Nickel interior.
- Hand-polished finish.
- Patina applied using French hot process, so color is ingrained in the copper.
- Copper tubs are handmade and therefore unique. Expect slight variations in finish and dimensions (± 1").
- Requires wall- or floor-mount tub filler.
- Note: Due to its size, this tub may require 3 - 4 people to lift.
- Air tub option: features 12 air jets that massage and relax. Remote control works within 15-foot radius and is designed to float. Tub and air system come fully assembled.
- To keep the tub in premium condition, it is recommended to not use anything abrasive for bathing or cleaning, including products like Epsom salts, bristle brushes, and harsh soaps.
- Design: Glam
- Product Finish: Antique Copper Patina
- Overflow Hole: No
- Shape: Oval
- Material: Copper
- Exterior Treatment: Hammered
- Interior Treatment: Polished
- Metal Gauge/thickness: 16 Gauge
- Tap Deck: No
- Drain Included: No
- Drain Placement: Center
- Faucet Included: No
- Faucet Drillings: No Drillings

REVISED 06/28/2022

# 78" MARCY

## EXTRA WIDE HAMMERED COPPER DOUBLE-SLIPPER TUB - NICKEL INTERIOR

SKU: 909617



### FEATURES

Length: 77-3/4"  
Width: 44-3/4"  
Height: 27-3/4"  
Tub Interior Length: 56-3/4"  
Tub Interior Width: 31"  
Water Depth To Rim: 18-3/4"  
Tub Weight Uncrated (Lbs): 200  
Tub Weight Crated (Lbs): 310

### PRODUCT IMAGE



All dimensions and specifications are nominal and may vary. Use actual products for accuracy in critical situations.

PAGE 2

# 78" MARCY

## COMPONENTS LIST

- BM-TWP BALL CHECK VALVE JETS
- MANI-SD-A SECURITY DEVICE
- MAN-A-4-AC MANIFOLD
- SILVER SLS+ VARIABLE SPEED BLOWER

## INSTALLATION

Install blower behind a wall (with an access panel) or in a closet. Blower can also be installed under floor. Ensure the security device, MANI-DS-A, is at least:

- 2" Above the tub rim

Security device and hose can be mounted in wall

## REMOTE CONTROL

- CG+/RTC-SENSOR-WP
- 12 – 15 YEAR BATTERY LIFE

## INSIDE OF BATH

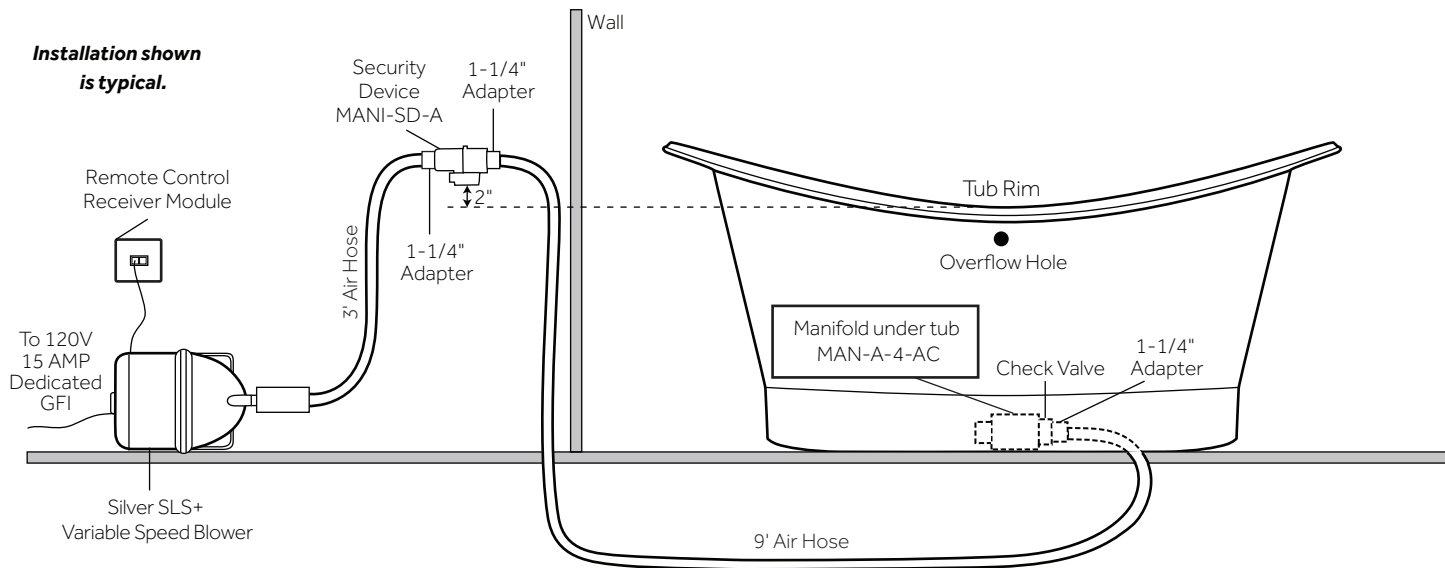
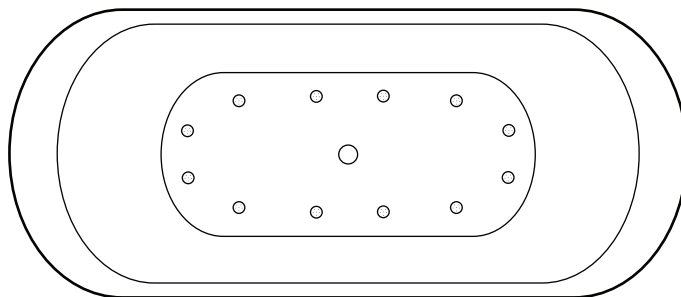
- (12) MAXI AIR JETS WITH 24 OPENINGS



ELBOWS FOR  
AIR JETS



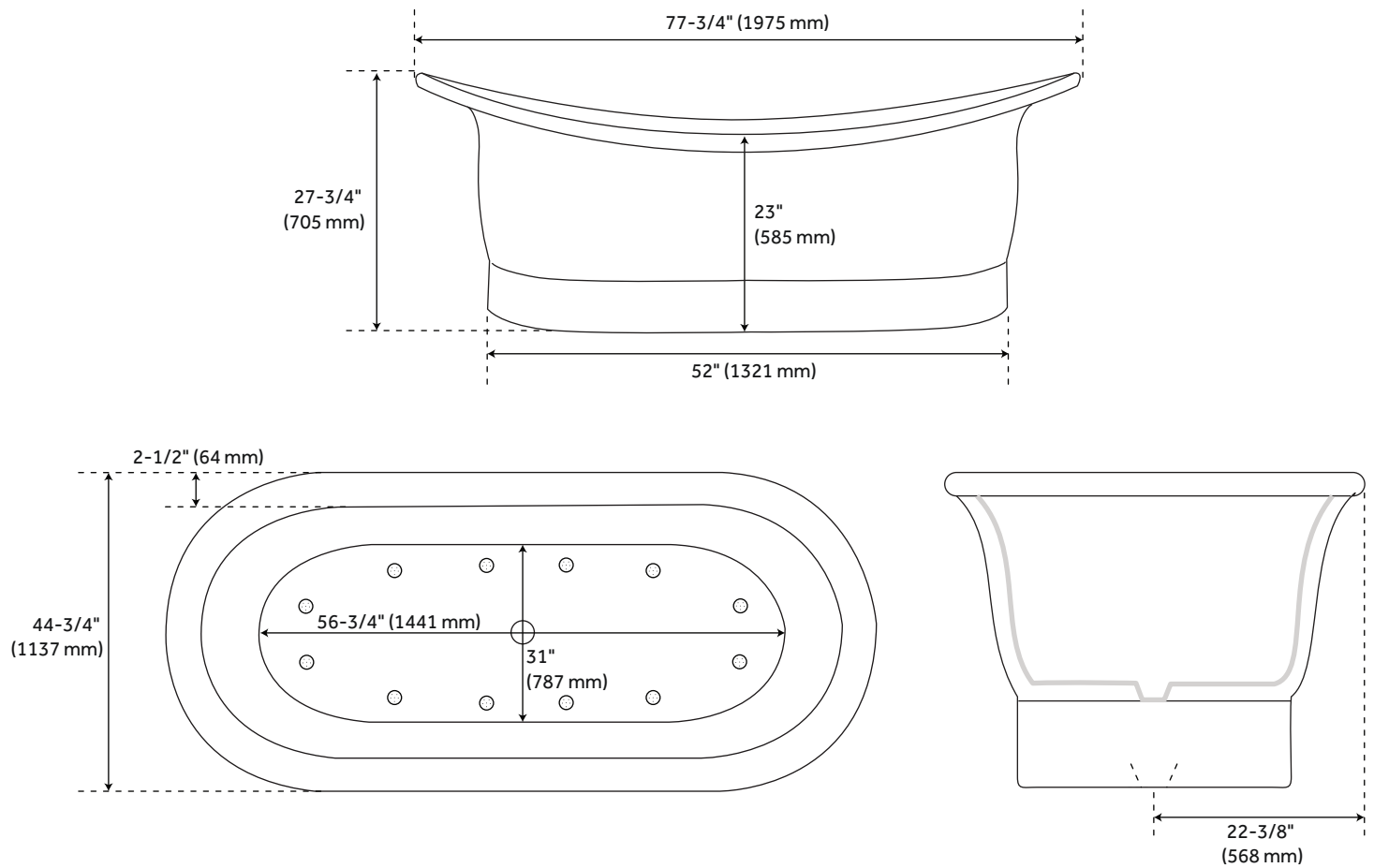
TEES FOR  
AIR JETS



# 78" MARCY

## EXTRA WIDE HAMMERED COPPER DOUBLE-SLIPPER TUB - NICKEL INTERIOR

SKU: 909617



### FEATURES

Length: 77-3/4"  
Width: 44-3/4"  
Height: 27-3/4"  
Tub Interior Length: 56-3/4"  
Tub Interior Width: 31"  
Water Depth To Rim: 18-3/4"  
Tub Weight Uncrated (Lbs): 200  
Tub Weight Crated (Lbs): 310

### PRODUCT IMAGE

