

61" MIYA CAST IRON ROLL-TOP CLAWFOOT TUB - 3-3/8" WALL HOLES - BALL & CLAW

SKU: 946166-61-WH

Code: SH307206, SH475739, SH307207, SH475740, SH307208, SH475741, SH307209, SH475742, SH307210, SH475743



FEATURES

Design: Traditional
Product Finish: White
Length: 61"
Width: 30-1/4"
Height: 25-3/4"
Water Depth To Overflow: 12"
Exterior Treatment: Hand-Smoothed Painted White
Interior Treatment: White Porcelain Enamel
Faucet Included: No
Shape: Specialty
Feet Material: Cast Iron
Tub Overflow: Yes
Tub Material: Cast Iron
Tub Interior Length: 38"
Tub Interior Width: 16"
Feet Type: Ball & Claw
Tap Deck: No
Faucet Drillings: Roll Top - 3-3/8" Wall Holes
Water Capacity (Gallons): 31
Built-In Adjusters: Yes
Tub Weight Uncrated (lbs): 286

REVISED 5/8/2023

61" MIYA CAST IRON ROLL-TOP CLAWFOOT TUB - 3-3/8" WALL HOLES - BALL & CLAW

SKU: 946166-61-WH

Code: SH307206, SH475739, SH307207, SH475740, SH307208, SH475741, SH307209, SH475742, SH307210, SH475743

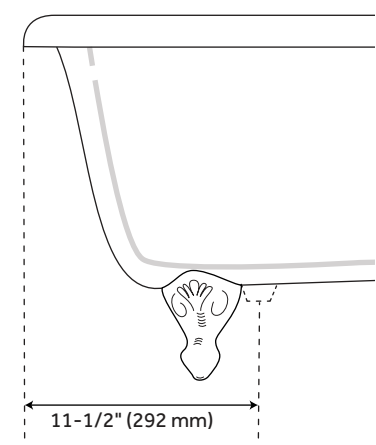
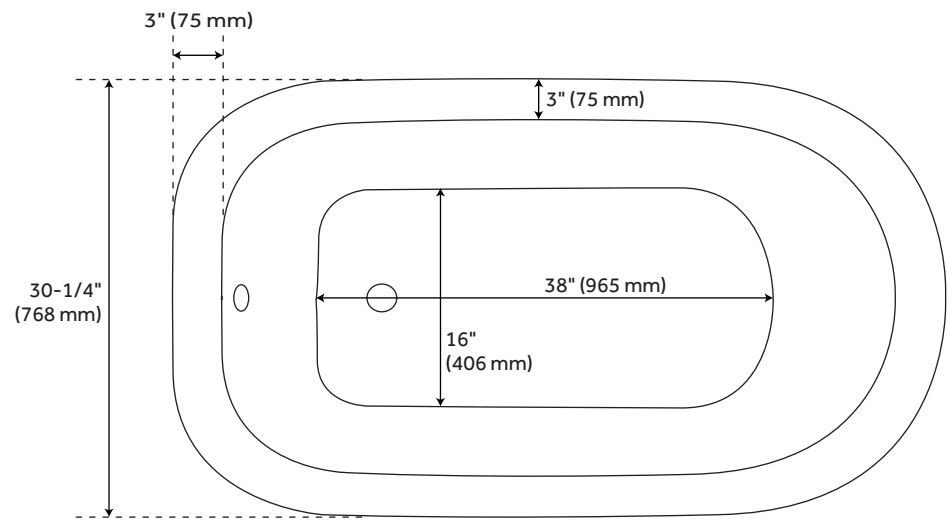
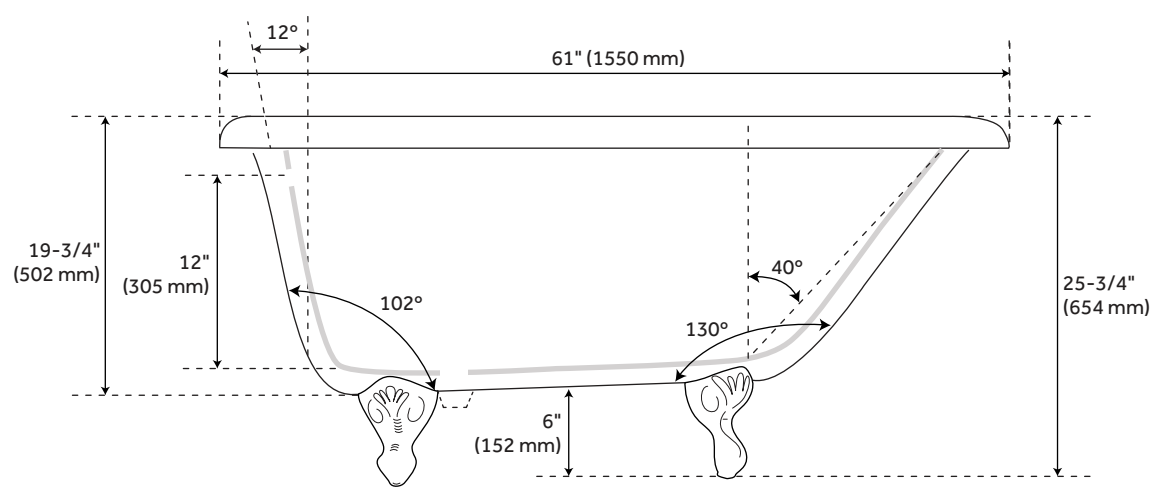


ADDITIONAL FEATURES

- Overflow Drain will include: Extended Pop-Up Drain with Swivel Head, a Daisy Wheel overflow, which remain open to allow water into the drain.
- If drain is selected, the drain finish will match the feet.

REVISED 5/8/2023

61" MIYA CAST IRON ROLL-TOP CLAWFOOT TUB - 3-3/8" WALL HOLES - BALL & CLAW FEET



All dimensions and specifications are nominal and may vary. Use actual products for accuracy in critical situations.