

# EDENTON TOWEL RING

SKU: 948209

Code: SHMLEDTR



## FEATURES

- Installation Type: Wall Mount
- Design: Modern
- Material: Brass
- Length: 6-7/8"
- Height: 7-3/4"
- Depth: 2-3/8"
- Base Plate Height: 2-1/4"
- Mounting Hardware Included: Yes
- Mounting Hardware Concealed: Yes
- Assembly Required: No

REVISED 4/3/2023

# EDENTON TOWEL RING

---

SKU: 948209

Code: SHMLEDTR



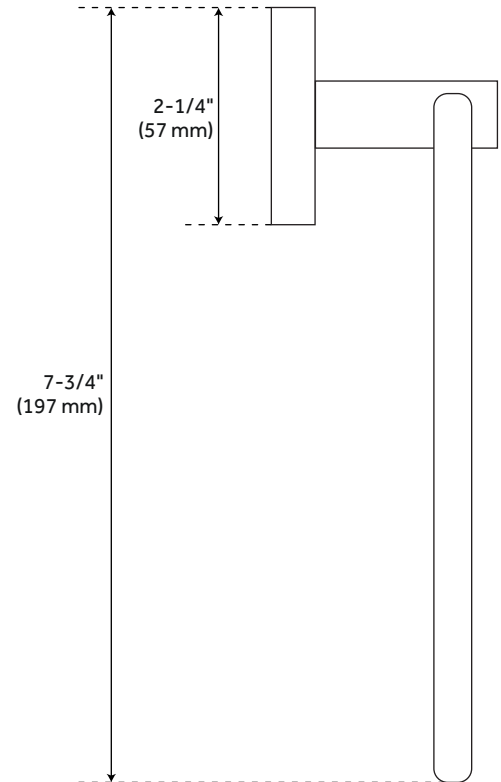
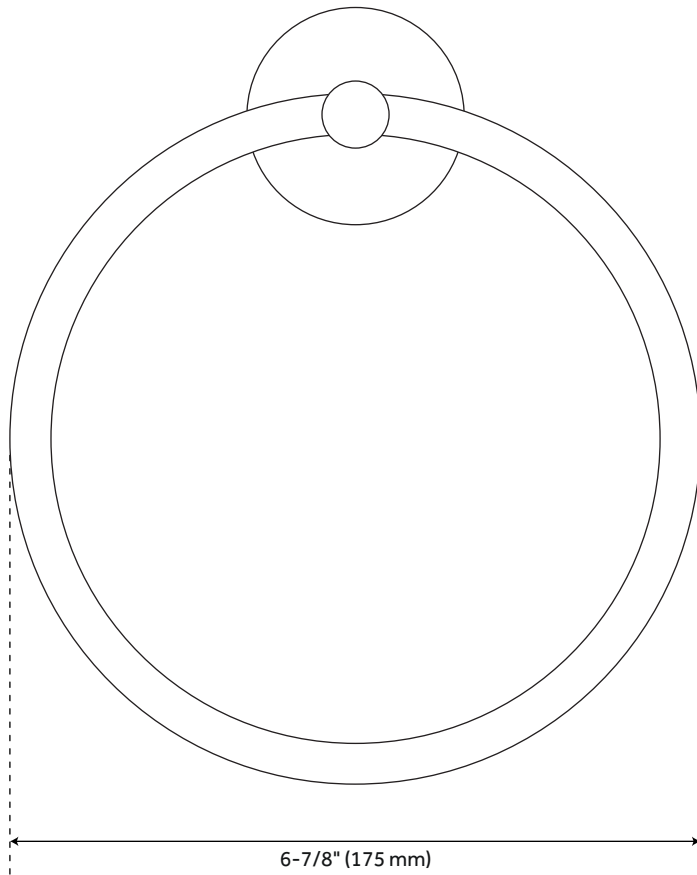
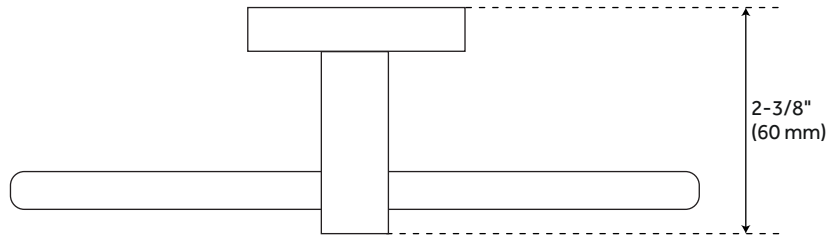
## ADDITIONAL FEATURES

REVISED 4/3/2023

# EDENTON TOWEL RING

SKU: 948209

SHMLEDTR



All dimensions and specifications are nominal and may vary. Use actual products for accuracy in critical situations.