

# 96" KARL TOP-MOUNT BARN DOOR HARDWARE KIT

SKU: 950680

Code: HBD5055X96, HBD5911



## FEATURES

Design: Modern

Length: 96"

Height: 6-1/8"

Depth: 1-3/8"

Mounting Hardware Included: Yes

Mounting Hardware Concealed: No

Weight Limit (lbs): 220

Mounts From: Front

REVISED 4/3/2023

# 96" KARL TOP-MOUNT BARN DOOR HARDWARE KIT

SKU: 950680

Code: HBD5055X96, HBD5911



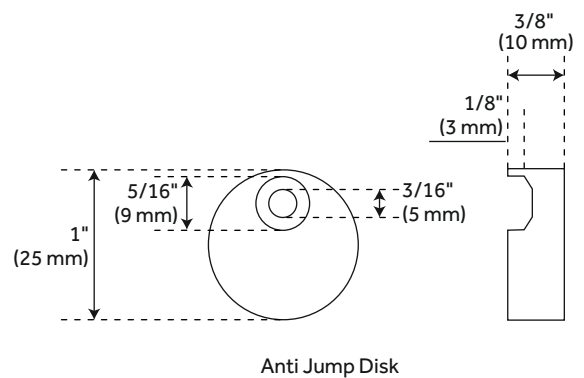
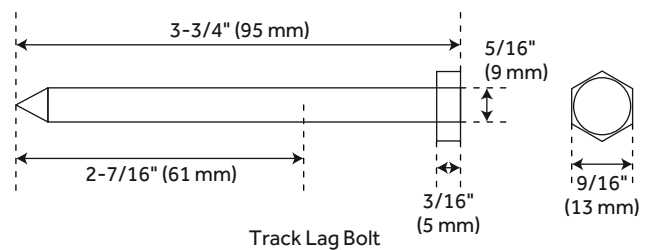
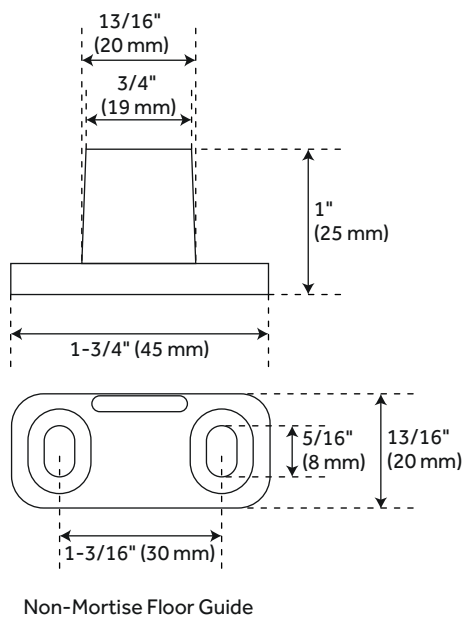
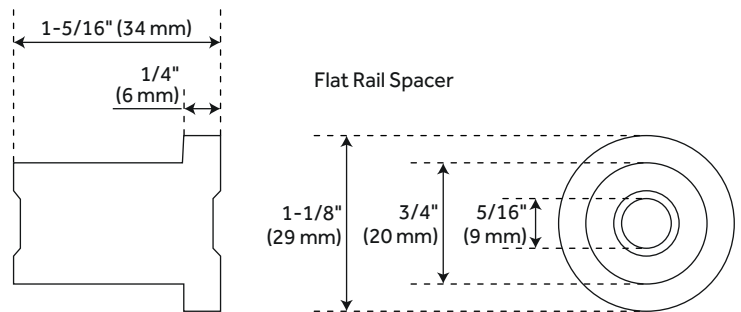
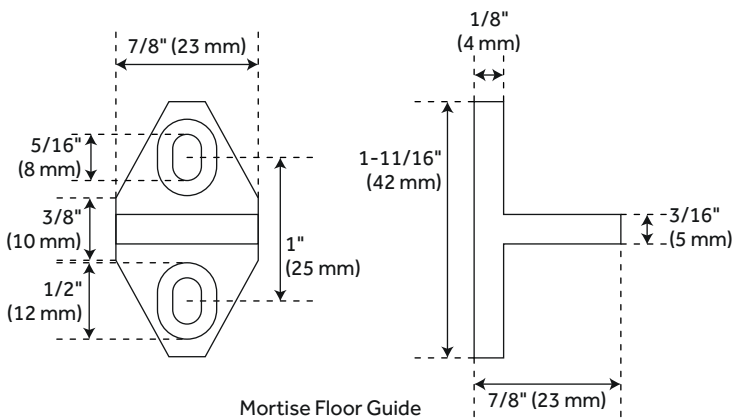
## ADDITIONAL FEATURES

- Black barn door hardware kits are made of steel.
- Stainless steel barn door hardware kit is made of stainless steel.
- For doors up to 48" wide.
- Roller Wheel - 3-1/4" Diameter.
- Steel 2-1/2" diameter roller bearings.
- Track Size: 1/4" Steel, 1-1/2" x 96".
- Strap Size: 1/4" Steel, 6" x 1".
- Optional Soft Close Adapter:
  - For use with flat rails.
  - Steel construction for long lasting durability.
  - Keeps door from slamming when opening and closing.
  - Installs concealed behind the rail.
- Soft close kit includes:
  - Low profile soft close adapter left hand (1).
  - Low profile soft close adapter right hand (1).
  - Low profile soft close trigger (2).
  - Trigger screws (6).
  - Cone-point set screws (8).
  - Allen wrench for set screws (1).
  - Width: 12-11/16".
  - Depth: 1-1/4".
  - Height: 1-1/8".

REVISED 4/3/2023

# 96" KARL TOP-MOUNT BARN DOOR HARDWARE KIT

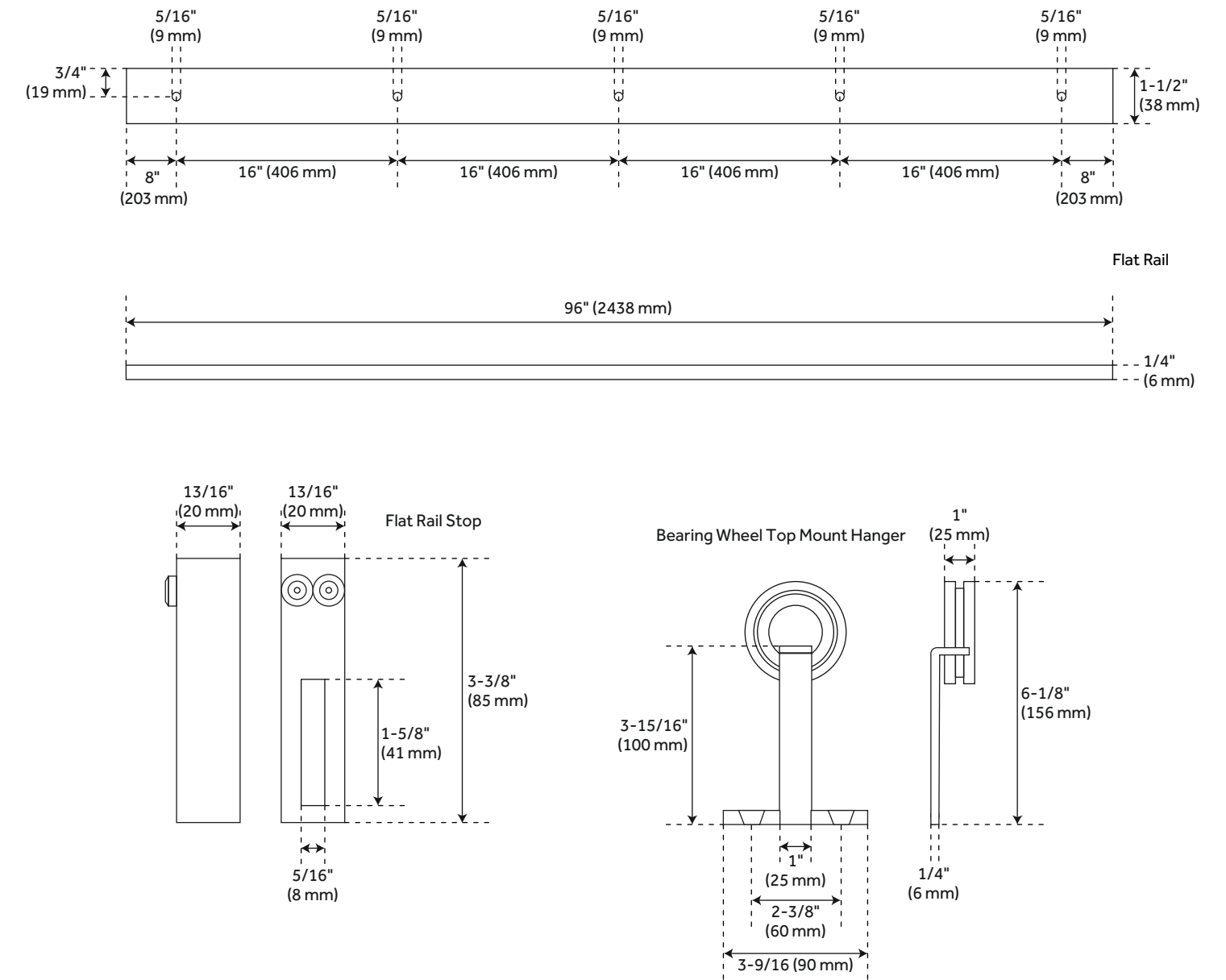
SKU: 950680



All dimensions and specifications are nominal and may vary. Use actual products for accuracy in critical situations.

# 96" KARL TOP-MOUNT BARN DOOR HARDWARE KIT

SKU: 950680



All dimensions and specifications are nominal and may vary. Use actual products for accuracy in critical situations.