

60" KARL BARN DOOR HARDWARE KIT

SKU: 950686

Code: HBD5050X60, HBD5911



FEATURES

Design: Modern

Length: 60"

Height: 10"

Depth: 1-3/8"

Mounting Hardware Included: Yes

Mounting Hardware Concealed: No

Weight Limit (lbs): 220

Mounts From: Front

REVISED 4/3/2023

60" KARL BARN DOOR HARDWARE KIT

SKU: 950686

Code: HBD5050X60, HBD5911



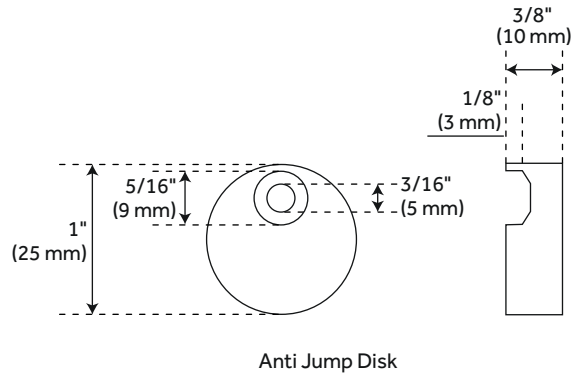
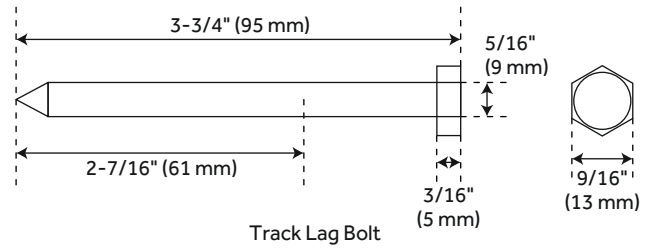
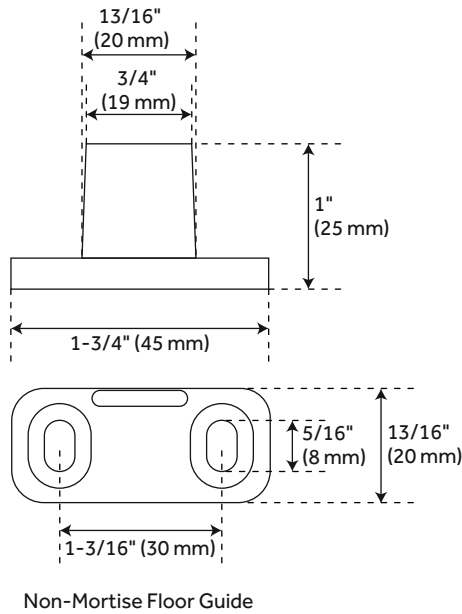
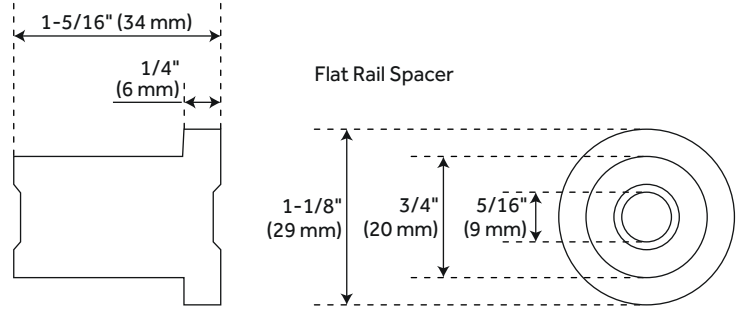
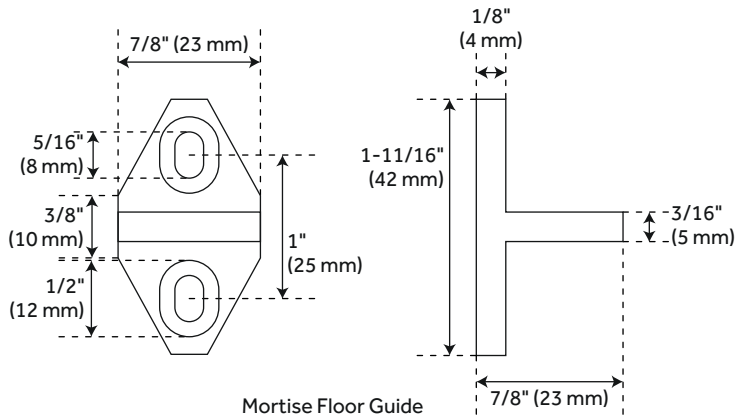
ADDITIONAL FEATURES

- Black barn door hardware kits are made of steel.
- Stainless steel barn door hardware kit is made of stainless steel.
- For doors up to 30" wide.
- Roller Wheel: 3-1/4" diameter.
- Steel 2-1/2" diameter roller bearings.
- Track Size: 1/4" Steel, 1-1/2" x 60".
- Strap Size: 1/4" Steel, 10" X 1".
- Optional Soft Close Adapter:
 - For use with flat rails.
 - Steel construction for long lasting durability.
 - Keeps door from slamming when opening and closing.
 - Installs concealed behind the rail.
- Soft close kit includes:
 - Low profile soft close adapter left hand (1).
 - Low profile soft close adapter right hand (1).
 - Low profile soft close trigger (2).
 - Trigger screws (6).
 - Cone-point set screws (8).
 - Allen wrench for set screws (1).
 - Width: 12-11/16".
 - Depth: 1-1/4".
 - Height: 1-1/8".

REVISED 4/3/2023

60" KARL BARN DOOR HARDWARE KIT

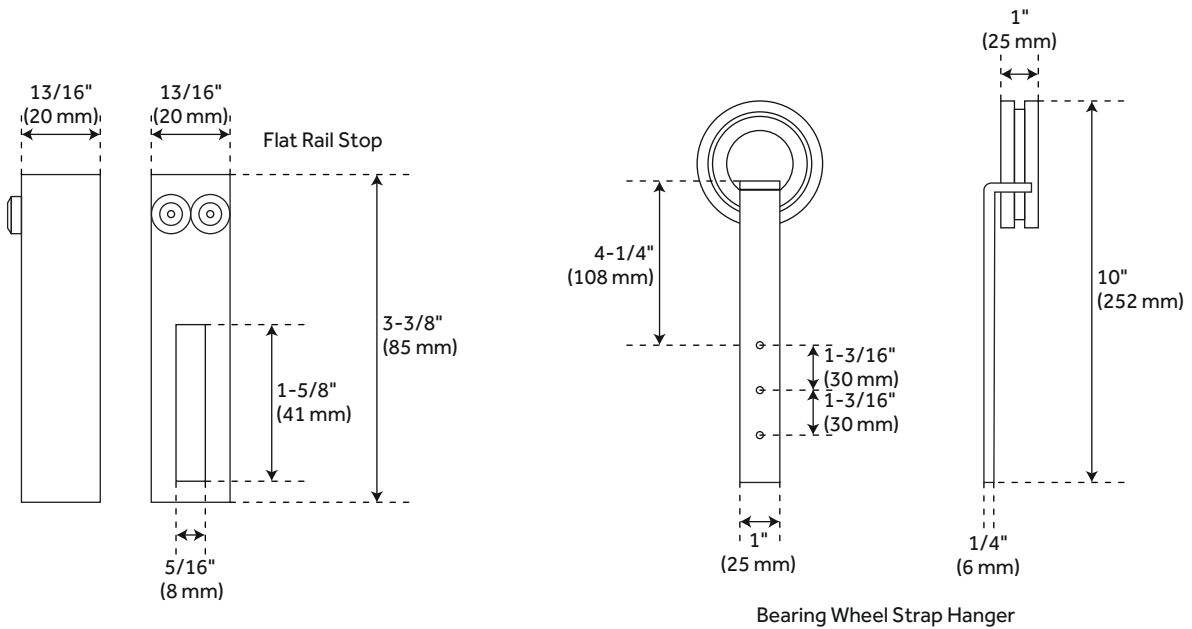
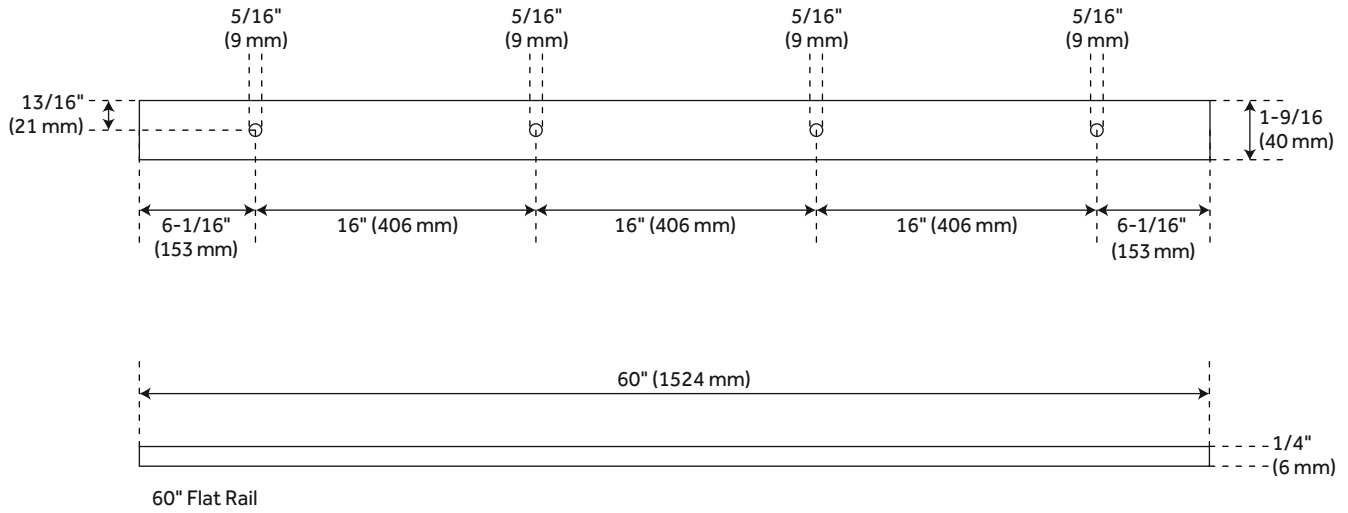
SKU: 950686



All dimensions and specifications are nominal and may vary. Use actual products for accuracy in critical situations.

60" KARL BARN DOOR HARDWARE KIT

SKU: 950686



All dimensions and specifications are nominal and may vary. Use actual products for accuracy in critical situations.