


# LENTZ PRESSURE BALANCE SHOWER SYSTEM WITH KNOB HANDLES

SKU: 953085-K

Code: SHLZ8010LH, SHLZKNOB, SHRSB820RG, SHRSA120, SHRSA123, SH4001



## FEATURES


Material: Brass

Shower Head Swivel: Yes

Connection Type: 1/2" MIP and SWT

Cartridge Type: Ceramic Disc

ASME A112.18.1/CSA B125.1, ASSE 1016 Type P, CEC Listed, WaterSense by IAPMO, Massachusetts Accepted, LISTED ID: SHLZ8010LH\*, SHLZPBKN0B\*, SHRSB820RG\*, SHRSA120xy, SH4001, SHRSA123\*



## ADDITIONAL FEATURES

- All dimensions are ( $\pm 1/2$ ").
- Metal handle.
- Single function shower head (full spray).
- Easy clean rubber nozzles.
- Brass ball-joint.
- Brass constructed shower arm.
- Optional Rough-in Valve:
  - Pressure balance valve with integral stops.
  - One-piece cartridge design for ease of maintenance.
  - Back-to-back capability.
  - Ceramic disc valve cartridge.
  - Cast bronze valve body.
  - Adjustable temperature limit stop.

REVISED 5/29/2024

# WALL-MOUNT RAINFALL SHOWER ARM

SKU: 948955

Code: SHRSA123, SHRSA181, SH485514, SHRSA150

## FEATURES

Material: Stainless Steel

Connection Type: 1/2" NPT



ASME A112.18.1/CSA B125.1, Massachusetts Accepted, LISTED ID: SHRSA123\*, SHRSA181\*, SHRSA150\*



## ADDITIONAL FEATURES


- All dimensions are ( $\pm 1/2"$ ).
- Escutcheon included.

REVISED 5/29/2024

# WALL-MOUNT RAINFALL SHOWER ARM

SKU: 948955

Code: SHRSA123, SHRSA181, SH485514, SHRSA150



REVISED 5/29/2024

# 8" MODERN ROUND RAINFALL SHOWER HEAD - 1.8 GPM - CHROME

SKU: 948948-18

Code: SHRSB820RG, SH484203, SH485499, SHRSB820RGPB



## FEATURES

Material: ABS

Shower Head Swivel: Yes

ASME A112.18.1/CSA B125.1, CEC Listed, WaterSense by IAPMO, Massachusetts Accepted, LISTED ID: SHRSB820RG\*



## ADDITIONAL FEATURES

- Single function shower head (full spray).
- Easy clean rubber nozzles.
- Brass ball joint.

REVISED 5/29/2024

# PRESSURE BALANCE TUB & SHOWER ROUGH-IN VALVE

SKU: 446520  
Code: SH4001



## FEATURES

Material: Bronze  
Flow Rate: 6.34 gpm (24.0 L/min) @ 80 psi  
Connection Type: 1/2" MIP and SWT  
Cartridge Type: Ceramic Disc

IAPMO, ASME A112.18.1/CSA B125.1, ASSE 1016 Type P, Massachusetts Accepted, LISTED ID: SH4001



## ADDITIONAL FEATURES

- Compatible with Beasley, Berwyn, Boca Raton, Drea, Edenton, Elita, Greyfield, Gunther, Hibiscus, Key West, Lentz, Lexia, Pendleton, Pinecrest, Provincetown, Rigi, Sefina, Vassor and Vilamonte Pressure Balance Trims.
- Pressure balance valve with integral stops.
- One-piece cartridge design for ease of maintenance.
- Back-to-back capability.
- Ceramic disc valve cartridge.
- Cast bronze valve body.
- Adjustable temperature limit stop.
- Quick remove plaster guard.
- Easy mounting brackets.
- Important Note: Pressure Balancing Valves, regardless of brand, are generally not recommended for use with tankless (on-demand) water heaters. Pressure Balancing Valves adjust to the lowest incoming water

REVISED 5/28/2024