


VASSOR FREESTANDING TUB FAUCET WITH HAND SHOWER

SKU: 953798

Code: SHVAFS2000G, SHFSR2000, SHFSR2000WS



FEATURES

Installation Type: Floor
Features: Hand Shower Included
Design: Modern
Length: 8-7/8"
Width: 12-3/16"
Height: 44-5/16"
Base Plate Length: 5-7/8"
Drain Included: No
Handle Type: Cross
Base Plate Width: 5-7/8"
Hand Shower Hose Length: 60"
Hand Shower Material: Plastic
Hand Shower Flow Rate: 1.8 gpm (6.8 L/min) @ 60 psi
Diverter Included: Yes
Flow Rate: 9.2 gpm (34.83 L/min) @ 60 psi
Height To Spout: 38-15/16"
Spout Reach: 8-11/16"
Ceramic Disc Cartridges: Yes
Hot and Cold Indicators: No
Handle Material: Metal
Tub Faucet Material: Metal

ASME A112.18.1/CSA B125.1




REVISED 4/21/2023

VASSOR FREESTANDING TUB FAUCET WITH HAND SHOWER

SKU: 953798

Code: SHVAFS2000G, SHFSR2000, SHFSR2000WS

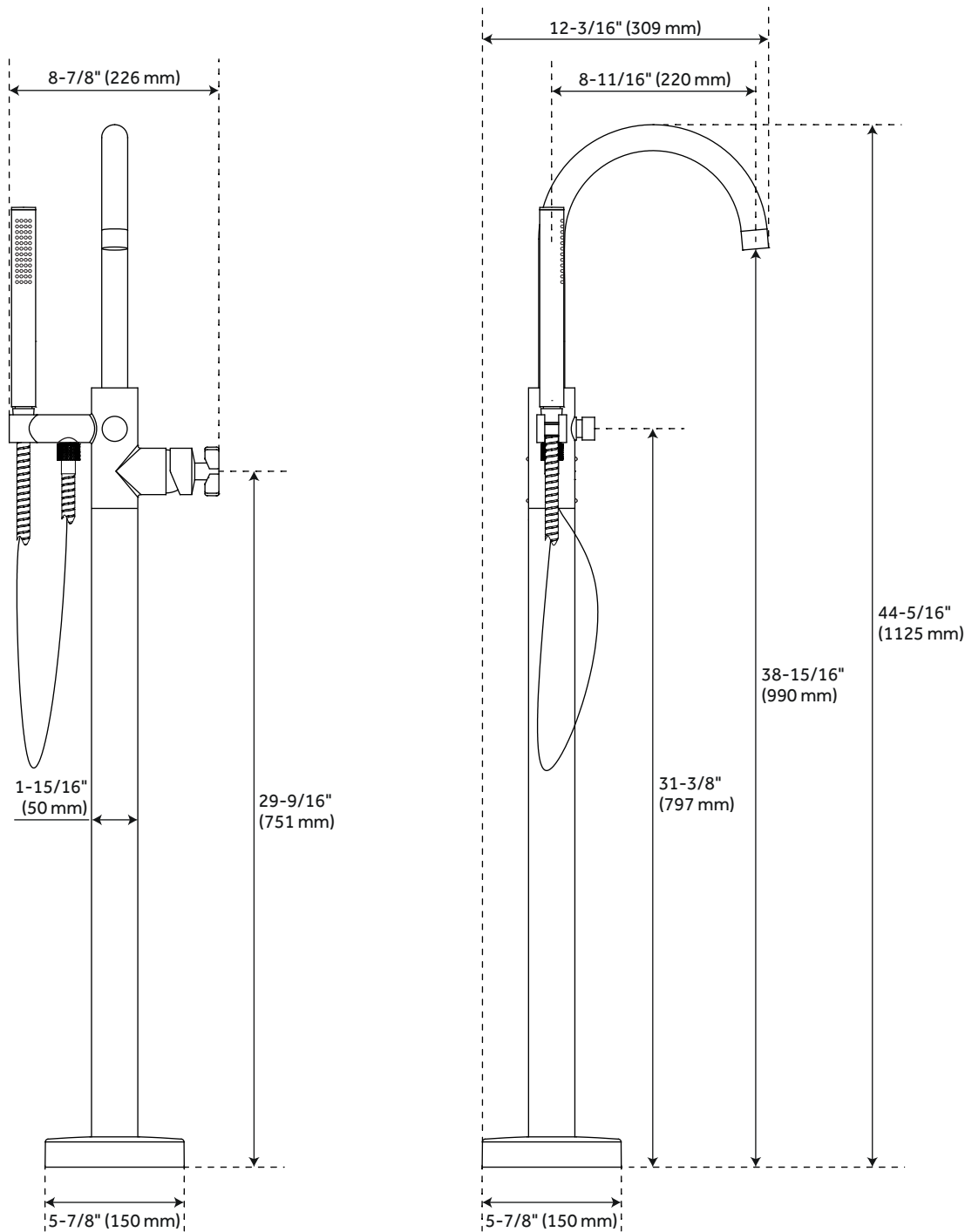


ADDITIONAL FEATURES

- Hand shower includes factory installed backflow prevention check valve.
- Integral diverter to hand shower.

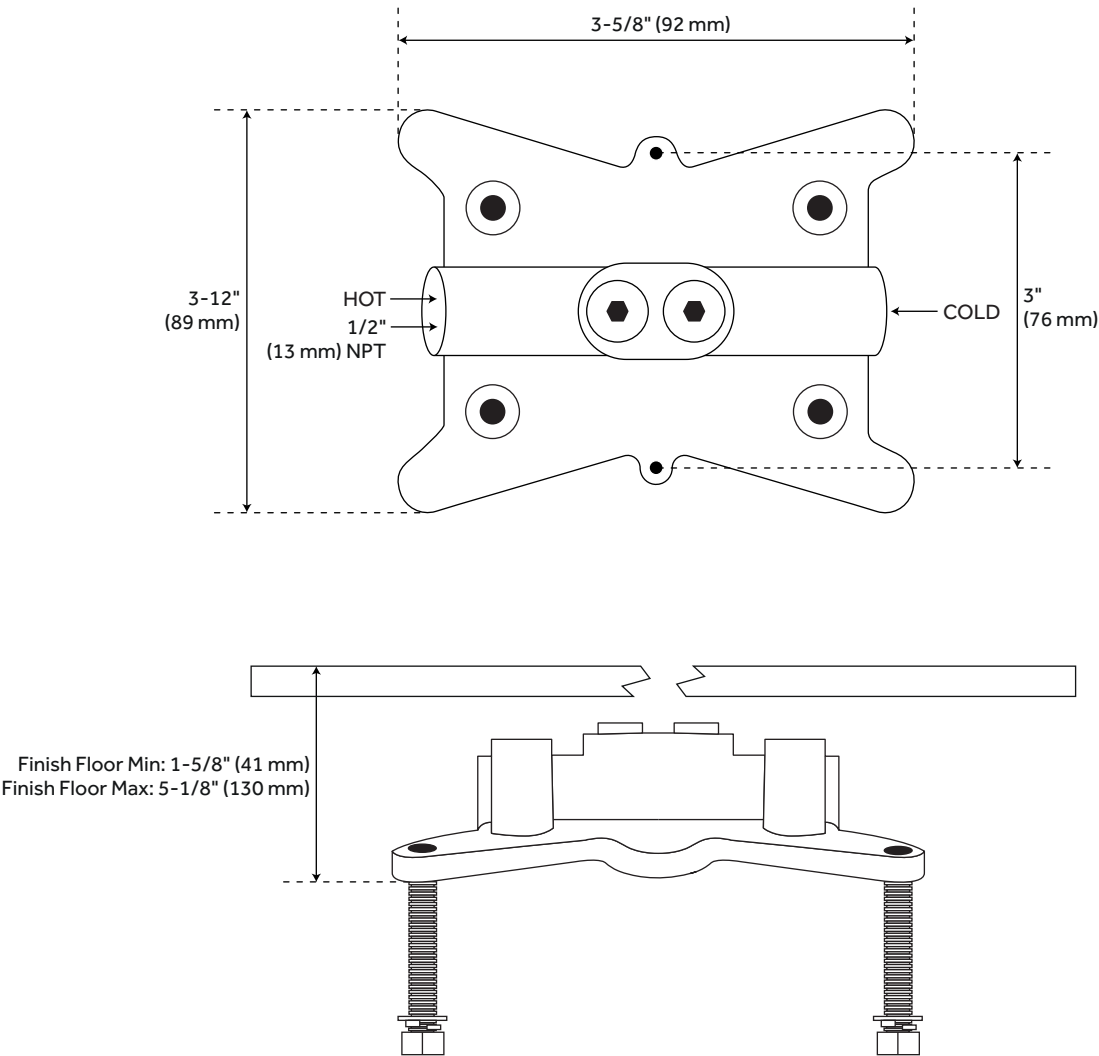
REVISED 4/21/2023

VASSOR FREESTANDING TUB FAUCET WITH HAND SHOWER



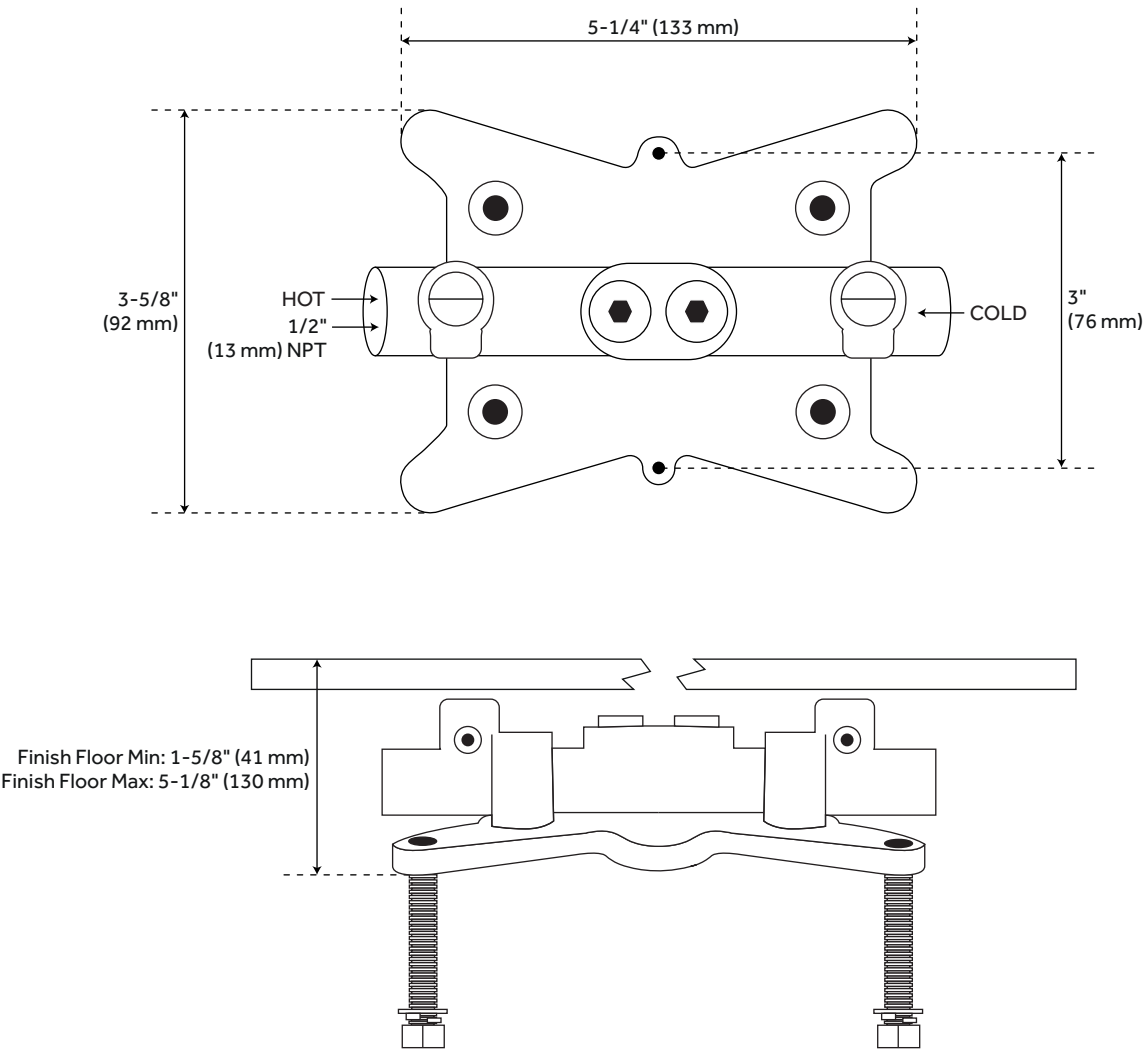
All dimensions and specifications are nominal and may vary. Use actual products for accuracy in critical situations.

OPTIONAL VASSOR FREESTANDING TUB FAUCET ROUGH-IN VALVE



All dimensions and specifications are nominal and may vary. Use actual products for accuracy in critical situations.

OPTIONAL VASSOR FREESTANDING TUB FAUCET ROUGH-IN VALVE WITH STOPS



All dimensions and specifications are nominal and may vary. Use actual products for accuracy in critical situations.