

MARCEAU THERMOSTATIC SHOWER VALVE - LEVER HANDLE

SKU: 955201-L

Code: SHMA441013, SHMA441014, SH6004, SH6006



FEATURES

Material: Metal

Flow Rate: Rough-in Valve Capacity: 12.9 gpm (48.8 L/min) @ 80 psi, Rough-in Valve Capacity: 18.2 gpm (68.9 L/min) @ 80 psi

Cartridge Type: Thermostatic

Required for Installation: SH6006 or SH6004

ASME A112.18.1/CSA B125.1, ASSE 1016 Type P/T, Massachusetts Accepted, LISTED ID: SHMA441013*, SHMA441014*, SH6004, SH6006



ADDITIONAL FEATURES

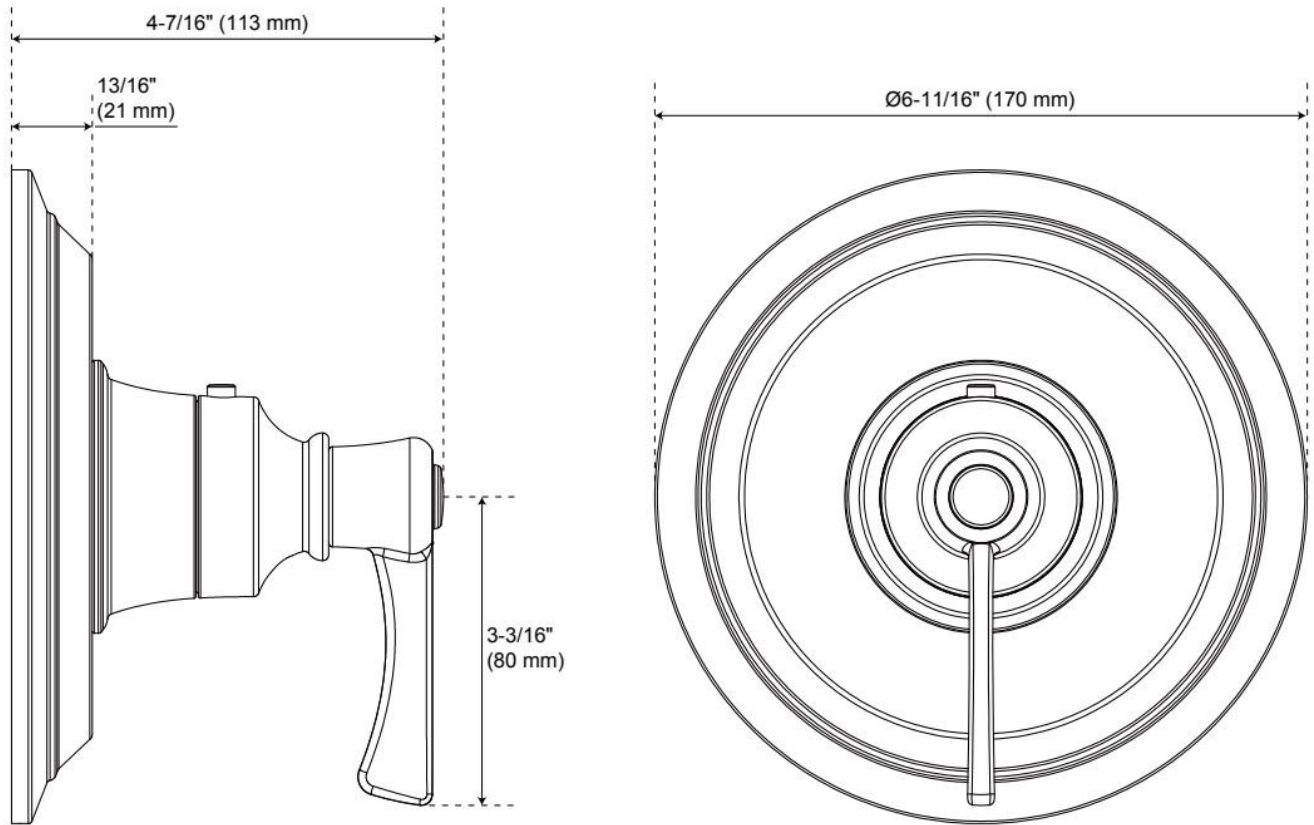
- Metal construction for ultimate strength and durability.
- May purchase with or without valve. Value required for use. (SH6004 or SH6006).
- When purchased with Rough-in Valve:
 - Bronze valve body.
 - Factory-calibrated comfort setting at 104 degrees Fahrenheit.
 - Water inlet stops and check valve.
 - Thermostatic technology keeps shower temperature ± 1 degree Celsius.

REVISED 6/17/2025

MARCEAU THERMOSTATIC SHOWER VALVE - LEVER HANDLE

SKU: 955201-L

Code: SHMA441013, SHMA441014, SH6004, SH6006




REVISED 6/17/2025

THERMOSTATIC ROUGH-IN SHOWER VALVE

SKU: 948545
Code: SH6004, SH6006

FEATURES

Cartridge Type: Thermostatic



ASME A112.18.1/CSA B125.1, ASSE 1016 Type P/T, Massachusetts Accepted, LISTED ID: SH6004, SH6006



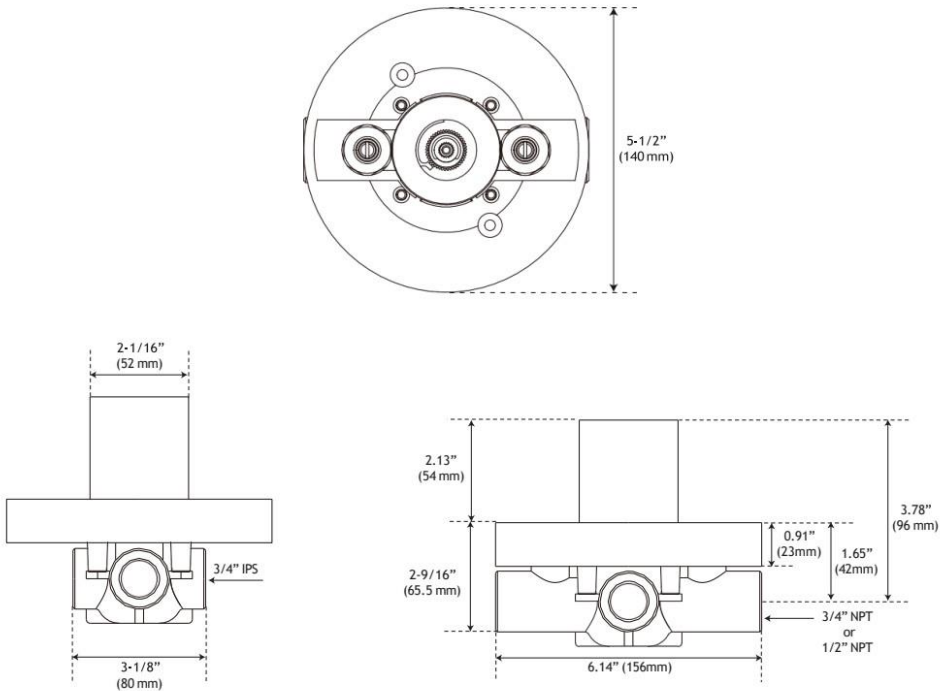
ADDITIONAL FEATURES

- For proper installation, requires use of volume control valve and trim.
- Bronze valve body.
- Factory-calibrated comfort setting at 104 degrees Fahrenheit.
- Water inlet stops and check valve.
- Thermostatic technology keeps shower temperature ± 1 degree Celsius.

REVISED 2/8/2025

THERMOSTATIC ROUGH-IN SHOWER VALVE

SKU: 948545
Code: SH6004, SH6006



REVISED 2/8/2025