

# BECKETT

## MULTI-ROBE RACK

SKU: 921733

### BEFORE YOU BEGIN

We recommend consulting a professional if you are unfamiliar with installing bathroom fixtures. Signature Hardware accepts no liability for any damage to the wall, robe hook or for personal injury during installation.

Observe all local plumbing and building codes.

Unpack and inspect the product for shipping damage. If any damage is found, contact our Customer Relations team at 1-866-855-2284.

---

### GETTING STARTED

- Ensure that you have gathered all the required materials that are needed for the installation.

### TOOLS AND MATERIALS:



Drill



Pencil



Safety Glasses



Level



Phillips  
Screwdriver

For Warranty information, please visit: [signaturehardware.com/services/warranty](https://signaturehardware.com/services/warranty)

REVISED 01/31/2020  
CODES: 353715, 353714  
358775, 353931, 353716

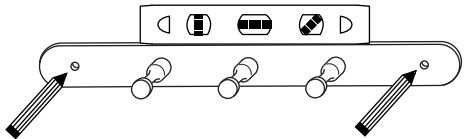
# BECKETT

## MULTI-ROBE RACK

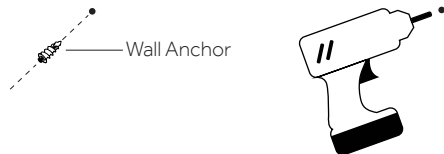
SKU: 921733

### INSTALLATION

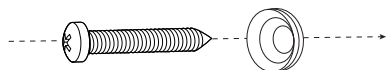
1. Determine the installation location. Use level to ensure proper installation. Mark the wall through each of the mounting holes in the robe hook.



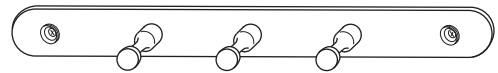
2. Drill the screw holes with the appropriate drill bit for the wall surface or material. If installing in drywall, insert provided wall anchors into mounting holes.



3. Insert included mounting screw through threaded washer.



4. Secure by tightening the mounting screws with your drill or screwdriver.



4. Finalize installation by threading remaining two hooks onto the threaded washers.

