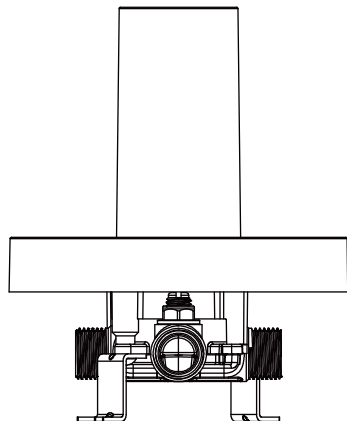


# DUAL CONTROL ACCUFIT® PRESSURE BALANCE ROUGH-IN VALVE

Product Code: SH6001



## Product Features

- Cast brass valve body
- 1/2" MIP or SWT with integral stops
- Ceramic disc cartridge
- Back-to-back capability
- Adjustable temperature limit stop
- Quick remove plaster guard
- Easy mounting brackets
- Requires valve trim (sold separately)

## Optional Accessory:

- ACF4001AIR - Air test cap
- OBPFF20023 - Replacement cartridge
- SH6001EXT - Extension kit

## Codes and Certifications



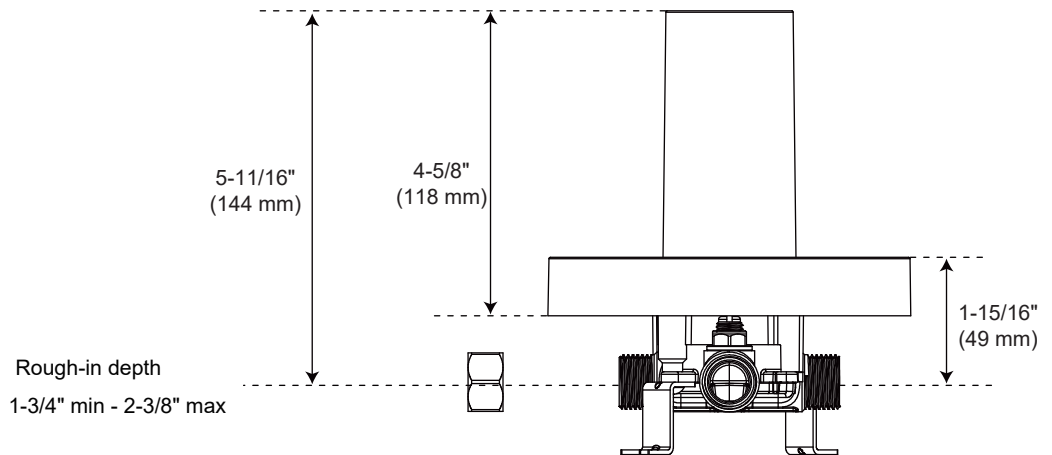
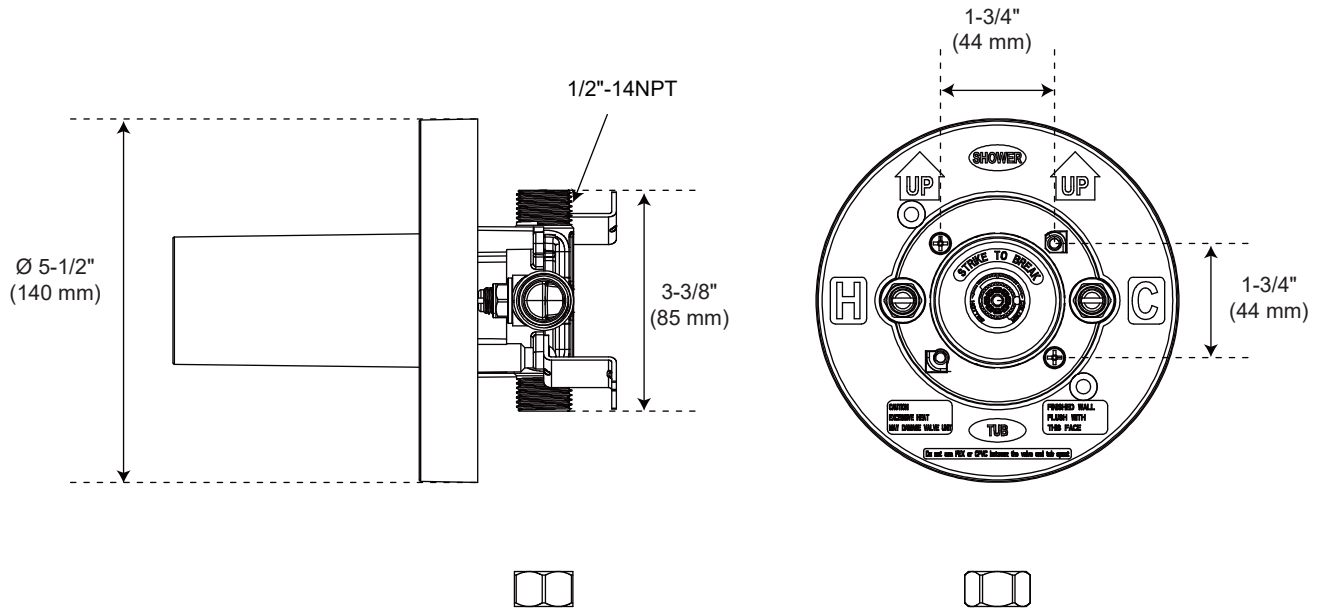
- cUPC/IAPMO listed
- Meets ASME A112.18.1 / CSA B125.1
- Meets or exceeds ASSE 1016-P standards (anti-scald)

Part Code	Pressure Differential - psi			
	20 psi	40 psi	60 psi	80 psi
SH6001	6.10 gpm (23.1 L/min)	8.67 gpm (32.8 L/min)	10.65 gpm (40.3 L/min)	11.56 gpm (43.8 L/min)

Revised: 04/08/26

# DUAL CONTROL ACCUFIT® PRESSURE BALANCE ROUGH-IN VALVE

Product Code: SH6001



All dimensions and specifications are nominal and may vary. Use actual products for accuracy